

Korean Vowel ㅏ Worksheet

Right-side vowel placement and syllable reading

Beginner Hangul



Sound / Use: ㅏ sounds like a clear a in father. It is written on the right side of a consonant.





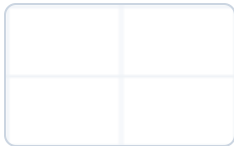


Teacher note: Beginners often place ㅏ too far away from the consonant. Keep the vowel close inside the syllable block.

Study order: Read aloud, trace slowly, write independently, then check spacing and sound.

1. Stroke or Pattern Steps

1. Draw one vertical line from top to bottom.
2. Add the short horizontal stroke to the right.
3. Keep the short stroke centered.

2. Trace the Focus

3. Build and Read

가

나

다

라

마

바

4. Vocabulary Practice

Korean	Romanization	Meaning	Write one time
아기	agi	baby	
사과	sagwa	apple	
가방	gabang	bag	
바다	bada	sea	

I followed the correct stroke or grammar order.

I read the Korean before looking at romanization.

My letters fit inside balanced syllable blocks.

I can explain today's focus in one English sentence.

Answer Key

Circle: 가, 나, 다

Dictation: 아 / 가 / 나 / 사과