

Korean Vowel ㅑ Worksheet

Sound, stroke direction, reading, and writing practice

Beginner Hangul



Sound / Use: ㅑ means or represents ya sound. Romanization: ya.












Teacher note: Read the sound first, then write slowly. The goal is balanced syllable blocks, not speed.

Study order: Read aloud, trace slowly, write independently, then check spacing and sound.

1. Stroke or Pattern Steps

1. Read the focus aloud three times.
2. Trace slowly while saying the sound.
3. Write independently and check spacing.

2. Trace the Focus

3. Build and Read

야

가

냐

래

며

셔

4. Vocabulary Practice

Korean	Romanization	Meaning	Write one time
야	ya	ya sound	
가방	gabang	bag	
고기	gogi	meat	
학교	hakgyo	school	

I followed the correct stroke or grammar order.

I read the Korean before looking at romanization.

My letters fit inside balanced syllable blocks.

I can explain today's focus in one English sentence.

Answer Key

Focus item: ㅑ (ya)

Review by reading Korean first, then checking the English meaning.